

ISO SURVEY 2024

STANDARDS	NUMBER OF CERTIFICATES	NUMBER OF SITES
ISO 9001:2015	1,474,118	2,321,640
ISO 14001:2015	676,232	1,176,389
ISO 45001:2018	542,527	941,546
ISO/IEC 27001:2013&2022	96,709	179,877
ISO 22000:2018	59,521	75,606
ISO 13485:2016	31,215	43,957
ISO 50001:2018	38,482	88,323
ISO 20000-1:2018	27,332	43,277
ISO 37001:2016	9,952	18,126
ISO 22301:2019	4,595	11,387
ISO 39001:2012	1,880	3,435
ISO 55001:2014	687	2,168
ISO 28000:2022	322	510
ISO 20121:2012	154	182
ISO 29001:2020	26	27
ISO 44001:2017	110	218



DIFFERENCE IN CERTIFICATE COUNTS BETWEEN 2023 vs 2024

ISO 9001:2015

QUALITY MANAGEMENT SYSTEMS

CERTIFICATES

2023
837,978

2024
1,474,118

DIFFERENCE 636,140
VARIATION 76%

SITES

2023
1,250,243

2024
2,321,640

DIFFERENCE 1,071,397
VARIATION 86%

ISO 14001:2015

ENVIRONMENTAL MANAGEMENT SYSTEMS

CERTIFICATES

2023
300,410

2024
676,232

DIFFERENCE 375,822
VARIATION 125%

SITES

2023
526,046

2024
1,176,389

DIFFERENCE 650,343
VARIATION 124%

ISO 45001:2018

OCCUPATIONAL HEALTH AND SAFETY MANAGEMENT SYSTEMS

CERTIFICATES

2023
185,166

2024
542,527

DIFFERENCE 357,361
VARIATION 193%

SITES

2023
309,056

2024
941,546

DIFFERENCE 632,490
VARIATION 205%

ISO/IEC 27001:2013&2022

INFORMATION SECURITY MANAGEMENT SYSTEMS

CERTIFICATES

2023
47,291

2024
96,709

DIFFERENCE 49,418
VARIATION 104%

SITES

2023
79,213

2024
179,877

DIFFERENCE 100,664
VARIATION 127%

ISO 50001:2018

ENERGY MANAGEMENT SYSTEMS

CERTIFICATES

2023
24,924

2024
38,482

DIFFERENCE 13,558
VARIATION 54.4%

SITES

2023
61,370

2024
88,323

DIFFERENCE 26,953
VARIATION 44%



#ISOsurvey

Source: aifcertsearch.org



ISO 9001:2015

QUALITY MANAGEMENT SYSTEMS

2024 CERTIFICATE STATISTICS



1,474,118

TOTAL VALID
CERTIFICATES



2,321,640

TOTAL NUMBER
OF SITES

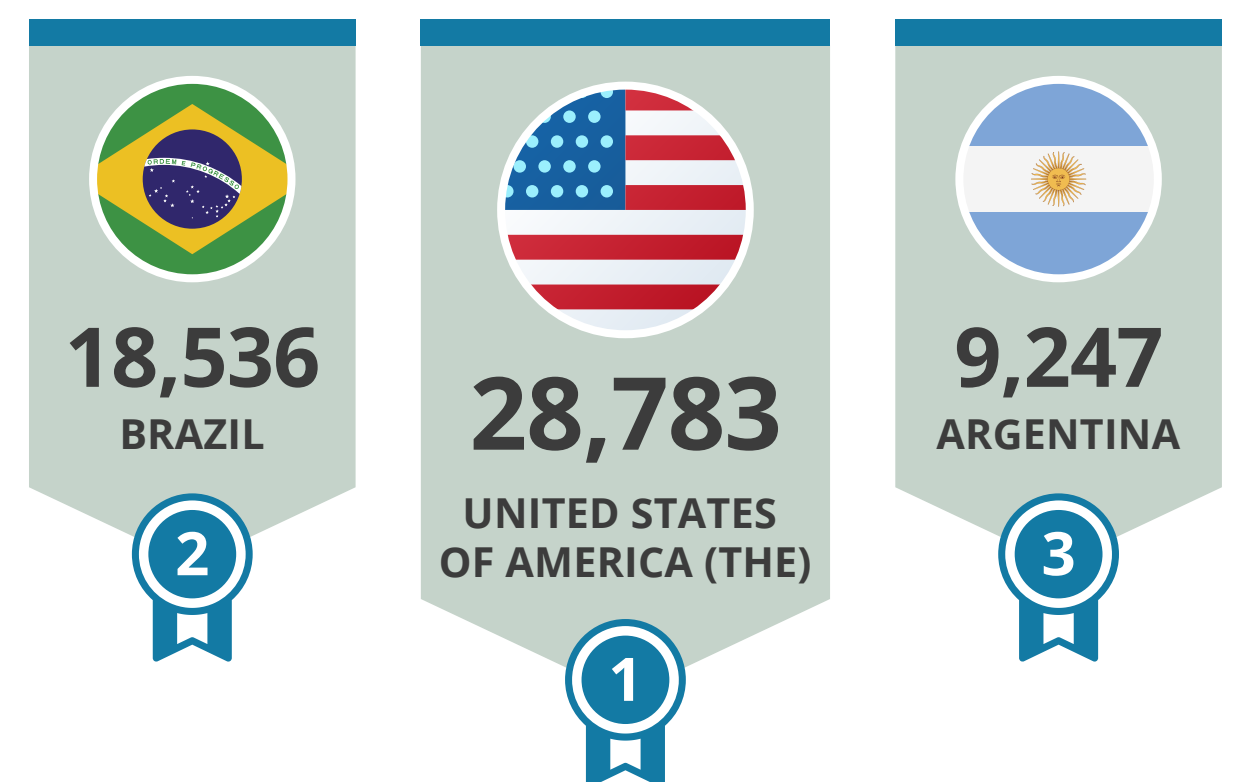
TOP 10 COUNTRIES WITH THE HIGHEST NUMBER OF CERTIFICATIONS

CHINA	651,851
ITALY	101,426
INDIA	95,007
REPUBLIC OF KOREA	51,647
GERMANY	45,983
SPAIN	41,616
JAPAN	41,525
UNITED KINGDOM OF GREAT BRITAIN AND NORTHERN IRELAND	32,988
UNITES STATES OF AMERICA	28,783
BRAZIL	18,536

TOP 5 INDUSTRIES WITH THE HIGHEST NUMBER OF CERTIFICATES

BASIC METAL & FABRICATED METAL PRODUCTS	26,896
WHOLESALE & RETAIL TRADE, REPAIRS OF MOTOR VEHICLES, MOTORCYCLES & PERSONAL & HOUSEHOLD GOODS	21,542
ELECTRICAL AND OPTICAL EQUIPMENT	17,775
OTHER SERVICES	17,038
MACHINERY AND EQUIPMENT	13,652

RANKING AMERICA





ISO 14001:2015

ENVIRONMENTAL MANAGEMENT SYSTEMS

2024 CERTIFICATE STATISTICS



676,232

TOTAL VALID
CERTIFICATES



1,176,389

TOTAL NUMBER
OF SITES

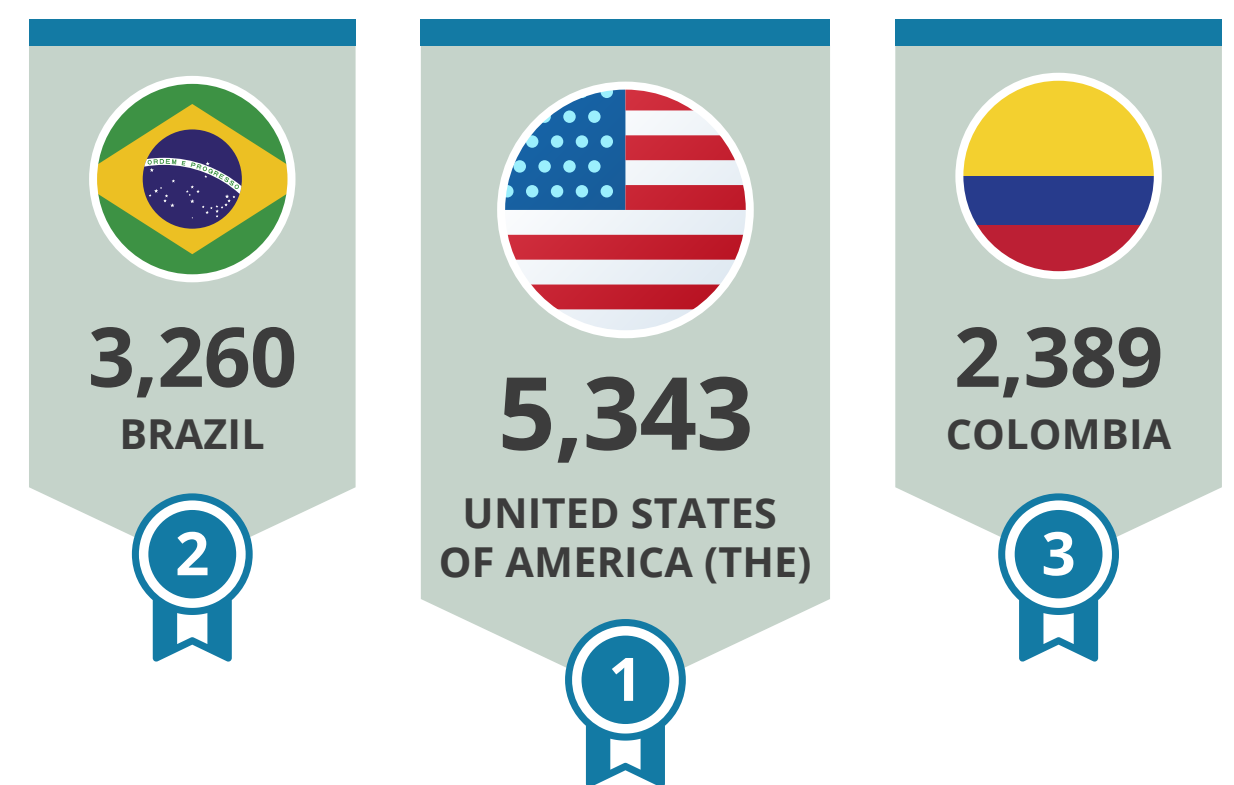
TOP 10 COUNTRIES WITH THE HIGHEST NUMBER OF CERTIFICATIONS

CHINA	381,019
REPUBLIC OF KOREA	28,137
ITALY	28,116
JAPAN	22,932
SPAIN	20,836
INDIA	17,609
UNITED KINGDOM OF GREAT BRITAIN AND NORTHERN IRELAND	16,140
GERMANY	10,473
AUSTRALIA	8,575
ROMANIA	7,103

TOP 5 INDUSTRIES WITH THE HIGHEST NUMBER OF CERTIFICATES

BASIC METAL & FABRICATED METAL PRODUCTS	7,999
WHOLESALE & RETAIL TRADE, REPAIRS OF MOTOR VEHICLES, MOTORCYCLES & PERSONAL & HOUSEHOLD GOODS	7,805
ELECTRICAL AND OPTICAL	7,624
CONSTRUCTION	7,183
OTHER SERVICES	5,757

RANKING AMERICA





ISO 45001:2018

OCCUPATIONAL HEALTH AND SAFETY MANAGEMENT SYSTEMS

2024 CERTIFICATE STATISTICS



542,527

TOTAL VALID
CERTIFICATES



941,546

TOTAL NUMBER
OF SITES


TOP 10 COUNTRIES WITH THE HIGHEST NUMBER OF CERTIFICATIONS

CHINA	355,480
ITALY	23,502
REPUBLIC OF KOREA	20,024
INDIA	14,171
UNITED KINGDOM OF GREAT BRITAIN AND NORTHERN IRELAND	10,757
AUSTRALIA	9,467
SPAIN	7,753
SAUDI ARABIA	5,148
UNITED ARAB EMIRATES	4,882
GERMANY	4,732

TOP 5 INDUSTRIES WITH THE HIGHEST NUMBER OF CERTIFICATES

CONSTRUCTION	5,290
WHOLESALE & RETAIL TRADE, REPAIRS OF MOTOR VEHICLES, MOTORCYCLES & PERSONAL & HOUSEHOLD GOODS	4,743
ELECTRICAL AND OPTICAL	4,459
BASIC METAL & FABRICATED METAL PRODUCTS	4,005
OTHER SERVICES	3,929

RANKING AMERICA





ISO/IEC 27001:2013&2022 INFORMATION SECURITY MANAGEMENT SYSTEMS 2024 CERTIFICATE STATISTICS



96,709

TOTAL VALID
CERTIFICATES



179,877

TOTAL NUMBER
OF SITES

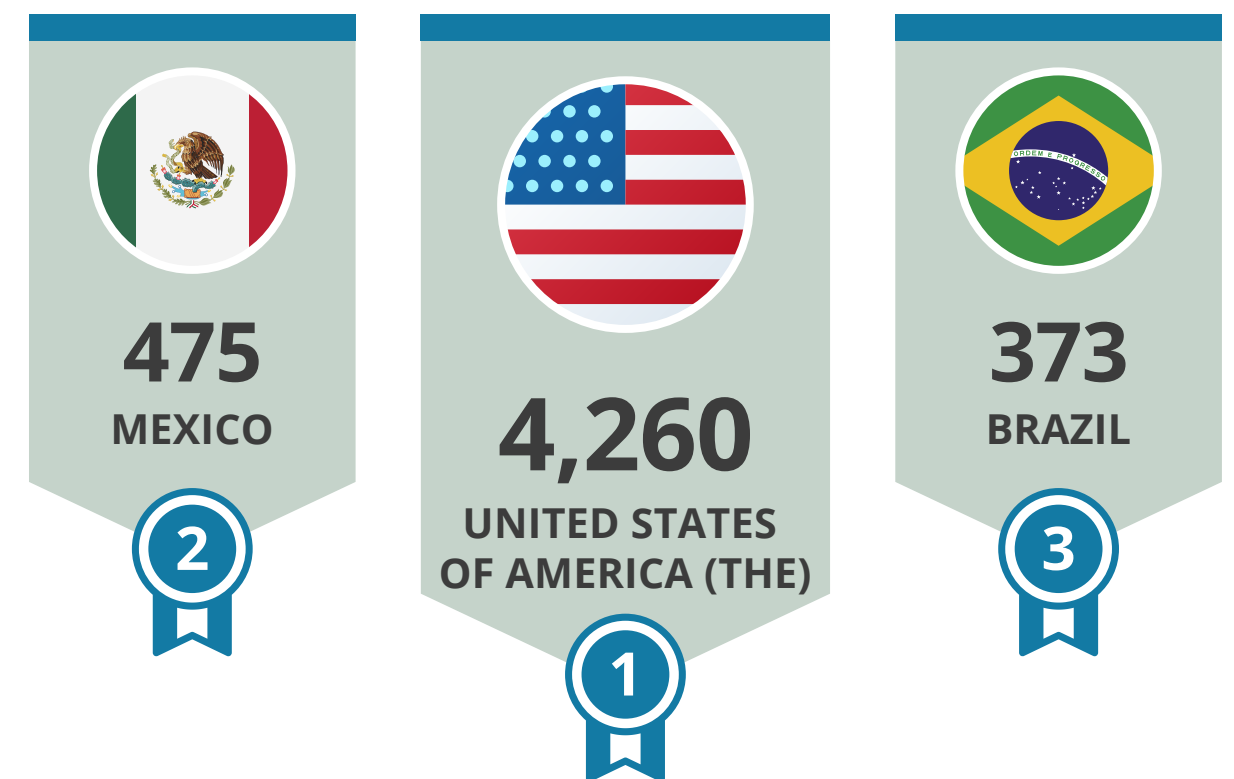
TOP 10 COUNTRIES WITH THE HIGHEST NUMBER OF CERTIFICATIONS

CHINA	33,359
INDIA	6,758
JAPAN	6,644
UNITED KINGDOM OF GREAT BRITAIN AND NORTHERN IRELAND	4,455
UNITES STATES OF AMERICA	4,260
ITALY	3,284
TÜRKIYE	3,202
GERMANY	2,444
SPAIN	2,425
AUSTRALIA	2,217

TOP 5 INDUSTRIES WITH THE HIGHEST NUMBER OF CERTIFICATES

INFORMATION TECHNOLOGY	4,671
OTHER SERVICES	1,097
TRANSPORT, STORAGE AND COMMUNICATION	1,058
TEXTILES AND TEXTILE PRODUCTS	622
HEALTH AND SOCIAL WORK	598

RANKING AMERICA





ISO 22000:2018 FOOD SAFETY MANAGEMENT SYSTEMS 2024 CERTIFICATE STATISTICS



59,521

TOTAL VALID
CERTIFICATES



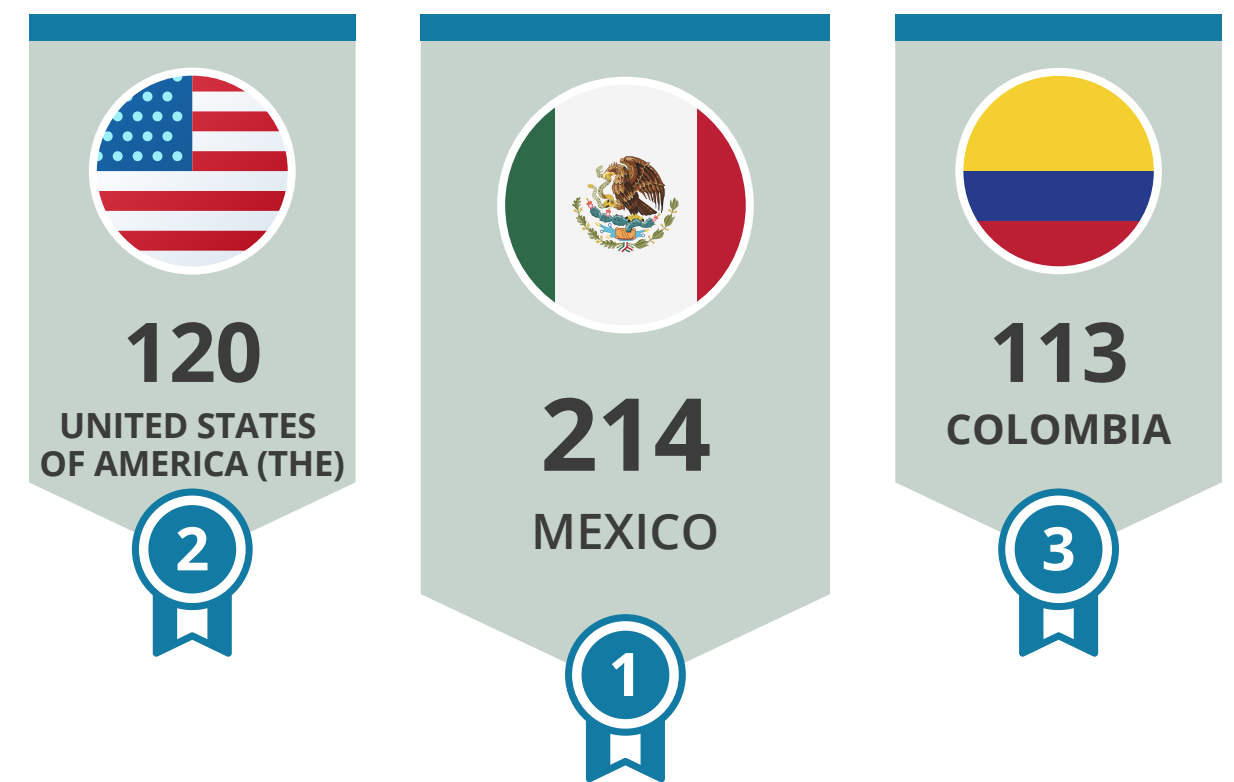
75,606

TOTAL NUMBER
OF SITES

TOP 10 COUNTRIES WITH THE HIGHEST NUMBER OF CERTIFICATIONS

CHINA	25,888
INDIA	4,353
GREECE	3,599
TAIWAN	2,280
TÜRKIYE	1,500
JAPAN	1,394
REPUBLIC OF KOREA	1,212
UKRAINE	1,161
ITALY	1,083
VIETNAM	991

RANKING AMERICA





ISO 13485:2016 MEDICAL DEVICES 2024 CERTIFICATE STATISTICS



31,215

TOTAL VALID
CERTIFICATES



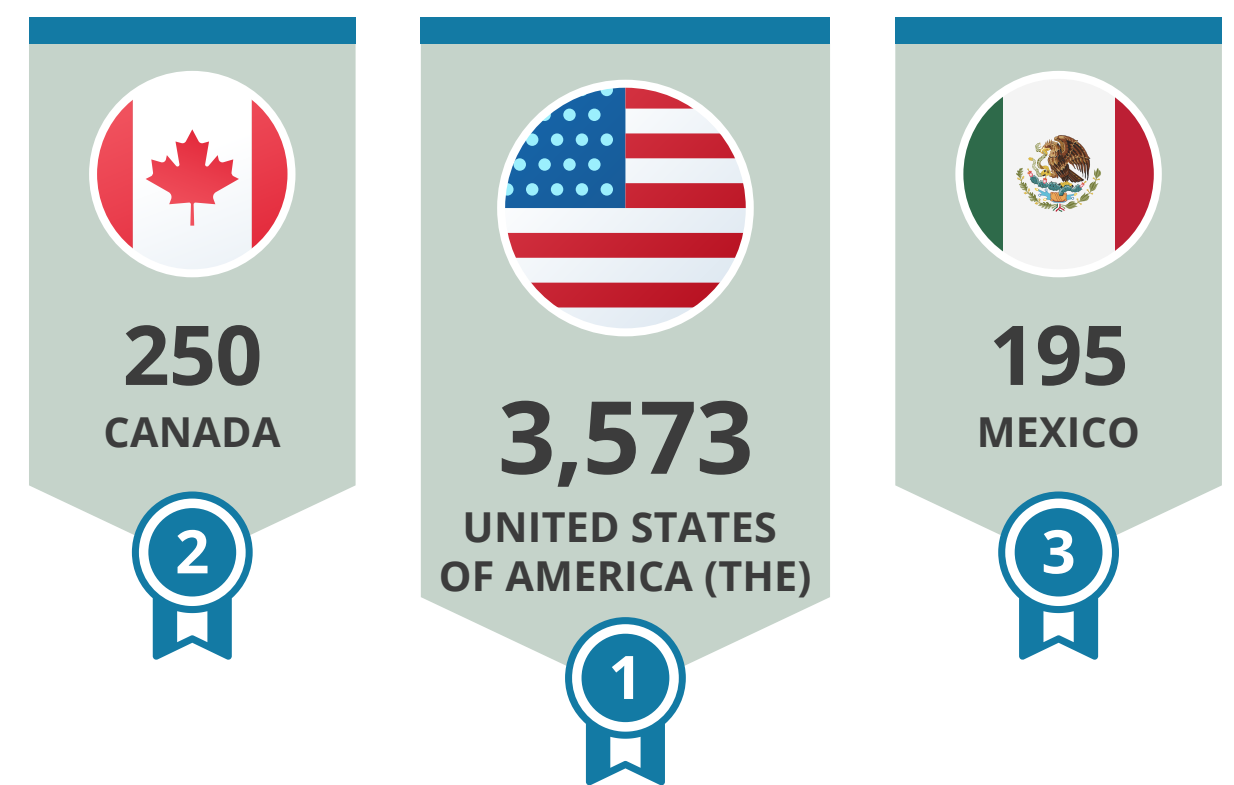
43,957

TOTAL NUMBER
OF SITES

TOP 10 COUNTRIES WITH THE HIGHEST NUMBER OF CERTIFICATIONS

CHINA	4,595
UNITES STATES OF AMERICA	3,573
ITALY	2,438
GERMANY	2,209
INDIA	1,976
FRANCE	1,470
REPUBLIC OF KOREA	1,429
UNITED KINGDOM OF GREAT BRITAIN AND NORTHERN IRELAND	1,157
SAUDI ARABIA	934
TAIWAN	789

RANKING AMERICA





ISO 50001:2018

ENERGY MANAGEMENT SYSTEMS

2024 CERTIFICATE STATISTICS



38,482

**TOTAL VALID
CERTIFICATES**



88,323

**TOTAL NUMBER
OF SITES**

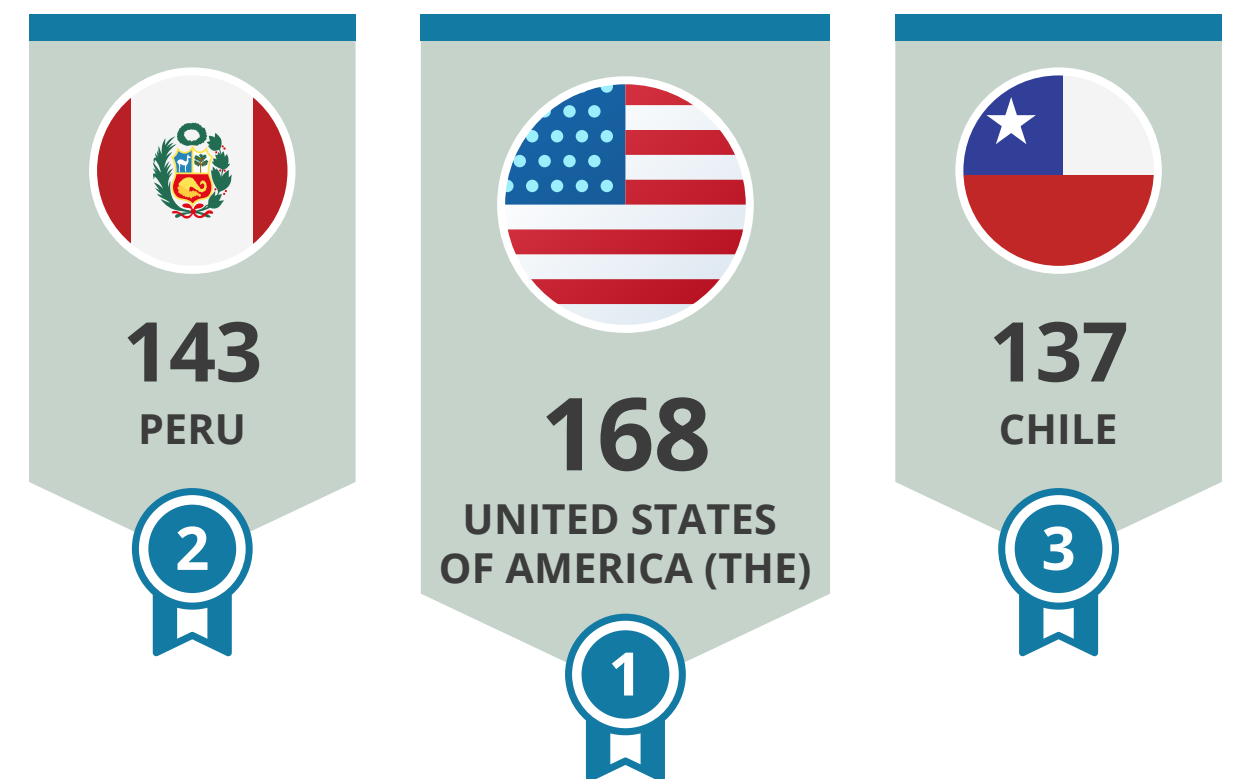
TOP 10 COUNTRIES WITH THE HIGHEST NUMBER OF CERTIFICATIONS

CHINA	14,459
GERMANY	6,524
ITALY	1,971
TÜRKIYE	1,760
UNITED KINGDOM OF GREAT BRITAIN AND NORTHERN IRELAND	1,473
INDIA	1,279
SPAIN	1,262
FRANCE	980
HUNGARY	721
TAIWAN	601

TOP 5 INDUSTRIES WITH THE HIGHEST NUMBER OF CERTIFICATES

BASIC METAL & FABRICATED METAL PRODUCTS	650
FINANCIAL INTERMEDIATION, REAL ESTATE, RENTING	468
RUBBER AND PLASTIC PRODUCTS	403
MACHINERY AND EQUIPMENT	274
FOOD PRODUCTS, BEVERAGE AND TOBACCO	256

RANKING AMERICA





ISO 37001:2016

ANTI-BRIBERY MANAGEMENT SYSTEMS

2024 CERTIFICATE STATISTICS



9,952

TOTAL VALID
CERTIFICATES



18,126

TOTAL NUMBER
OF SITES


TOP 10 COUNTRIES WITH THE HIGHEST NUMBER OF CERTIFICATIONS

ITALY	2,788
PERU	2,359
INDONESIA	1,124
GREECE	759
REPUBLIC OF KOREA	695
SLOVAKIA	245
MALAYSIA	202
BRAZIL	186
SPAIN	158
HUNGARY	155

TOP 5 INDUSTRIES WITH THE HIGHEST NUMBER OF CERTIFICATES

ENGINEERING SERVICES	99
CONSTRUCTION	82
WHOLESALE & RETAIL TRADE, REPAIRS OF MOTOR VEHICLES, MOTORCYCLES & PERSONAL & HOUSEHOLD GOODS	82
OTHER SERVICES	67
TRANSPORT, STORAGE AND COMMUNICATION	30

RANKING AMERICA





ISO 22301:2019

SOCIETAL SECURITY

2024 CERTIFICATE STATISTICS



4,595

TOTAL VALID
CERTIFICATES



11,387

TOTAL NUMBER
OF SITES

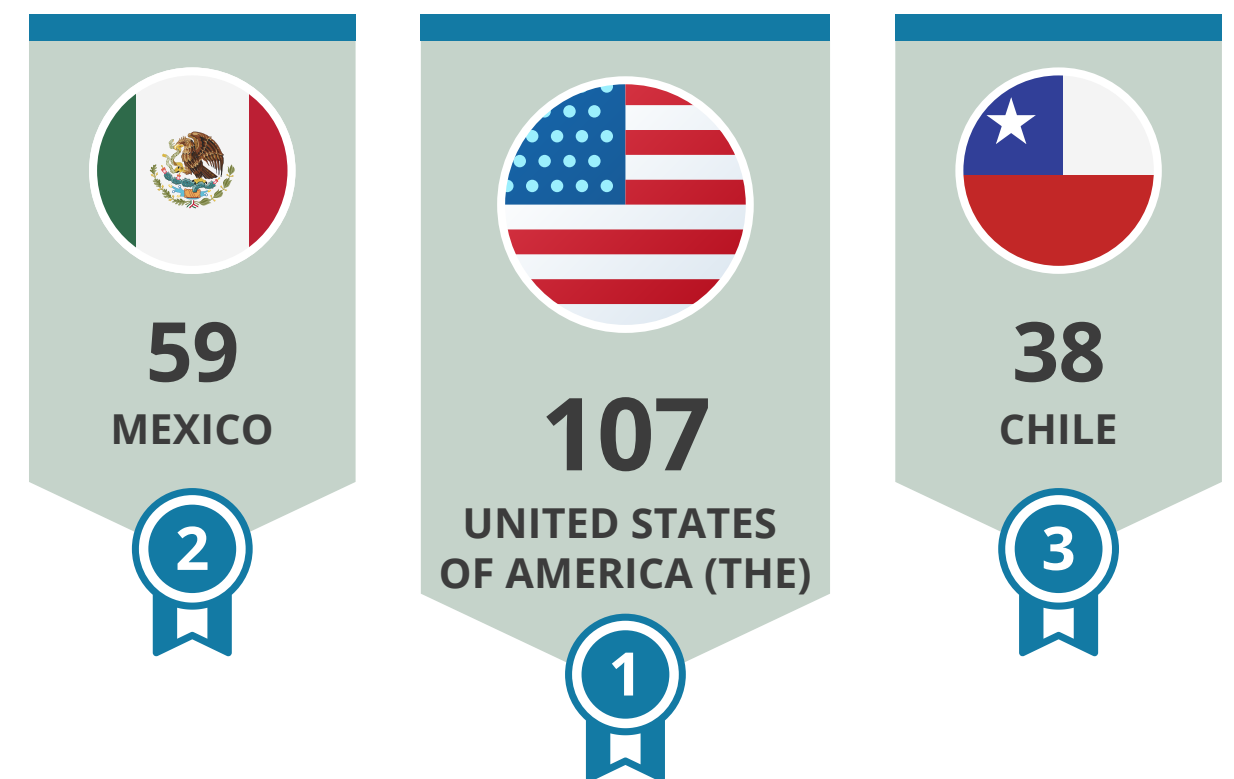
TOP 10 COUNTRIES WITH THE HIGHEST NUMBER OF CERTIFICATIONS

GREECE	550
UNITED KINGDOM OF GREAT BRITAIN AND NORTHERN IRELAND	440
REPUBLIC OF KOREA	265
UNITED ARAB EMIRATES	251
INDIA	234
ITALY	231
SAUDI ARABIA	189
GERMANY	186
SERBIA	179
TÜRKIYE	179

TOP 5 INDUSTRIES WITH THE HIGHEST NUMBER OF CERTIFICATES

INFORMATION TECHNOLOGY	182
TRANSPORT, STORAGE AND COMMUNICATION	152
ELECTRICAL AND OPTICAL EQUIPMENT	77
OTHER SERVICES	72
FINANCIAL INTERMEDIATION, REAL ESTATE, RENTING	39

RANKING AMERICA





ISO 39001:2012

ROAD TRAFFIC SAFETY MANAGEMENT SYSTEMS

2024 CERTIFICATE STATISTICS



1,880

TOTAL VALID CERTIFICATES



3,435

TOTAL NUMBER OF SITES

TOP 10 COUNTRIES WITH THE HIGHEST NUMBER OF CERTIFICATIONS

ITALY	924
GREECE	495
BULGARIA	128
SWEDEN	59
ALBANIA	56
COLOMBIA	50
MALAYSIA	35
NORWAY	28
KOSOVO	25
BRAZIL	13

TOP 5 INDUSTRIES WITH THE HIGHEST NUMBER OF CERTIFICATES

TRANSPORT, STORAGE AND COMMUNICATION	58
HEALTH AND SOCIAL WORK	5
MINING AND QUARRYING	1
MACHINERY AND EQUIPMENT	1
OTHER TRANSPORT EQUIPMENT	1

RANKING AMERICA





ISO 28000:2022

SPECIFICATION FOR SECURITY MANAGEMENT SYSTEMS FOR THE SUPPLY CHAIN *2024 CERTIFICATE STATISTICS*



322

TOTAL VALID CERTIFICATES



510

TOTAL NUMBER OF SITES


TOP 10 COUNTRIES WITH THE HIGHEST NUMBER OF CERTIFICATIONS

COLOMBIA	74
POLAND	39
MEXICO	36
PERU	24
BULGARIA	22
UNITED KINGDOM OF GREAT BRITAIN AND NORTHERN IRELAND	18
ITALY	16
UNITED ARAB EMIRATES	12
SINGAPORE	9
UNITES STATES OF AMERICA	9

TOP 5 INDUSTRIES WITH THE HIGHEST NUMBER OF CERTIFICATES

TRANSPORT, STORAGE AND COMMUNICATION	35
FOOD PRODUCTS, BEVERAGE AND TOBACCO	9
OTHER SERVICES	5
AGRICULTURE, FISHING AND FORESTRY	3
WHOLESALE & RETAIL TRADE, REPAIRS OF MOTOR VEHICLES, MOTORCYCLES & PERSONAL & HOUSEHOLD GOODS	3

RANKING LATAM



ISO SURVEY 2024

STANDARDS	NUMBER OF CERTIFICATES	TOTAL OF CERTIFICATES ISSUED IN UNITED STATES OF AMERICA
ISO 9001:2015	1,474,118	28,783
ISO 14001:2015	676,232	5,343
ISO 45001:2018	542,527	2,427
ISO/IEC 27001:2013&2022	96,709	4,260
ISO 22000:2018	59,521	120
ISO 13485:2016	31,215	3,573
ISO 50001:2018	38,482	168
ISO 37001:2016	9,952	29
ISO 22301:2019	4,595	107
ISO 39001:2012	1,880	1
ISO 28000:2022	322	9

ISO SURVEY 2024

STANDARDS	NUMBER OF CERTIFICATES	TOTAL OF CERTIFICATES ISSUED IN CANADA
ISO 9001:2015	1,474,118	4,836
ISO 14001:2015	676,232	939
ISO 45001:2018	542,527	509
ISO/IEC 27001:2013&2022	96,709	354
ISO 22000:2018	59,521	33
ISO 13485:2016	31,215	250
ISO 50001:2018	38,482	38
ISO 37001:2016	9,952	4
ISO 22301:2019	4,595	10
ISO 39001:2012	1,880	0
ISO 28000:2022	322	1